

Hedgehog Needs a Hug



JEN BETTON

Forest Friendship Event Kit



This event kit has all the tips and tricks you need to throw a party or event for even the prickliest of little readers!

Setting up Your Space

There are many ways to make your space look like a home for forest creatures! Put a few bare branches in jars. Create tree trunks from butcher paper or kraft paper, then decorate with some green balloons or streamers for a leafy canopy. A few acorns or pine cones can add foresty details. Make a cozy nest with bean bags or a blanket over a table.



For more hedgehog-related activities, decorations, recipes and crafts, go to:

www.pinterest.com/jenbetton/hedgehog-event

Invite Guests to Your Cozy Nest!

Cut out and reproduce the invitation below!

Hedgehog Needs a Hug
by Jen Betton
Copyright © 2018 Jen Betton

Time _____

Date _____







Place _____

Join us for a
woodland adventure!



Forest Storytime!

These books are all about woodland creatures and friendship!



List of Suggested Titles

- Hedgehog Needs a Hug* by Jen Betton
- A Mouse Called Julian* by Joe Todd-Stanton
- Lost and Found* by Kate Banks and Galia Bernstein
- The Best Place in the World* by Petr Horacek
- Little Fox in the Forest* by Stephanie Graegin
- A Visitor for Bear* by Bonny Becker and Kady MacDonald Denton
- The Fox Wish* by Kimiko Aman and Komako Sakai
- Tea Party in the Woods* by Akiko Miyakosh

Snacks

There are so many forest-creature themed snacks that kids will love and are super easy to make.

Donut Hedgehogs

Decorate donut holes by dipping in melted chocolate and adding chocolate sprinkles. Use mini chocolate chips for eyes and nose.

Acorns

Make acorns from chocolate kisses, topped with mini vanilla wafers, sealed together with chocolate frosting. Add a mini-chocolate chip on top for a stem.

Sticks:

Pretzel sticks, pocky sticks or kit-kats.

Trees:

Cut broccoli.

Mushrooms:

Cut the top off of a strawberry, then use a wooden skewer to add a marshmallow base. Or, for a veggie version, use half a cherry tomato and a section of a mozzarella cheese stick.

Ladybugs

Peel the middle strip off of Babybel cheeses, then dot the remaining wax with a marker.

Cheese Hog

Put pretzel sticks or almonds into a cheese ball for spikes, add raisins for eyes and nose.

Forest Logs:

Swiss rolls.

Music

For a forest theme:

Soundtrack to Totoro

For a friendship theme:

“You’ve Got a Friend in Me” by Randy Newman (Toy Story)

“You’re My Best Friend” by Queen

“Lean on Me” by Bill Withers

“We’re Going to be Friends” by the White Stripes

“Stand by Me” by Ben E. King

“That’s What Friends Are For” by Dionne Warwick, Elton John, Gladys Knight and Stevie Wonder

“If I Didn’t Have You,” by Randy Newman (Monster’s Inc)

“Thank You for Being a Friend” by Andrew Gold

“The Puppy Song” by Harry Nilsson

“Count on Me” by Bruno Mars



Activities

Here are some printables and activity ideas!

More ideas here: www.pinterest.com/jenbetton/hedgehog-event/

Nest/Den Building

Supply or have kids bring boxes, blankets and pillows. Discuss different types of nests or dens, and have kids build forts.

Pin the Prickle on the Hedgehog

Create a large hedgehog on butcher or kraft paper, and tape it to a wall. Have blindfolded kids try to pin prickles onto the hedgehog's back. You could also pin the tail on the skunk or fox.

Nature hunt and craft

Can be combined with a nature hike. Let kids find pine-cones, leaves or other natural items to build their own hedgehog or fox. Take them back to a craft station to add eyes to the pine-cones, or glue leaves to a paper plate to make their creature.

Empathy Charades

Mime a feeling with gestures and facial expressions. Then have others try to guess that feeling. For a variation, have children draw the feeling from a hat.

Scavenger hunt:

Make a checklist of various forest-themed items or animals. Provide each kid with the checklist and set them loose to find all the items, which can be hidden indoors, outdoors, or incorporated as part of a nature hike.

Craft: Hedgehog Hat

Can be combined with the tag game below. Color and cut out the printable on the next page, adding an extra strip of paper if needed to make it larger. Tape the ends of the paper to obtain the right size.

Escape the Fox (tag variation)

All characters are various animals (they can choose whichever ones they want). One child gets to be the Hedgehog. One child is "it" – the Fox.

Whenever the Fox tags someone they are frozen, but the Hedgehog cannot be frozen because of his/her prickles – the Fox will run away from the Hedgehog and the Hedgehog can un-freeze other animals to rescue them from the Fox. The last person to be tagged becomes the new Fox, and the old Fox becomes the Hedgehog.

Sly Fox

One player is chosen to be the Fox, and faces away from the rest of the players. The other players sneak up gradually on the Fox and aim to touch the Fox's back before the Fox turns around to catch them.


Before the Fox can turn around, they must count to 10 under their breath or out loud as fast or slowly as they like. When the Fox turns around all the other players must 'freeze' – staying completely still in whatever position they were in. If the Fox spots a player moving, or falling over, that player must return to the starting point again.



HEDGE-HAT!

Color your Hedge-hat. Then cut out the bottom strips and tape them together to form the hat's circular band. Cut out the top section including the hedgehog and attach it to the band.

I need a hug!
How about you?



#HedgehogNeedsaHug



Hedgehog Needs a Hug

Picture book by Jen Betton,
published by Penguin Books
More activities, crafts, and classroom materials at
www.jenbetton.com/hedgehog-needs-a-hug

Printables

Set out copies of these pages for an activity during your party, or give to guests to take home!



Image from HEDGEHOG NEEDS A HUG by Jen Betton
www.jenbetton.com

    @JenBetton
    @PenguinKids
www.JenBetton.com



Image from HEDGEHOG NEEDS A HUG by Jen Betton
www.jenbetton.com




Image from HEDGEHOG NEEDS A HUG by Jen Betton
www.jenbetton.com

Maze

Help Hedgehog find Skunk
to give her a hug!




→
Start



←
Finish



Draw a Friend!



Or ME!

Are you going to draw me?



A watercolor illustration of a hedgehog in a forest. The hedgehog is the central focus, shown in profile facing right. It has reddish-brown quills on its back and a white underbelly. Its face is pinkish-red with a small black nose and whiskers. The hedgehog is standing on a small patch of ground with some green grass. To the left, a large, textured tree trunk is visible. In the background, there are soft, out-of-focus green hills and some yellow flowers. The overall style is soft and artistic, typical of children's book illustrations.

Throw a Foresty friendship-fest!

Event Kit includes:

Storytime list

Activities

Printables

Invitation

Decor suggestions

Snack ideas

Music playlist



A Penguin Book
by Jen Betton